

Warehouse To Let

CORE
COMMERCIAL
01892 834483



**Unit 5/6, Ivychurch
Business Park
Ashford Road**

IVYCHURCH
Kent TN29 0AL

Location

Ivychurch is about 10 miles south of Ashford (15 mins). The property is part of the fully refurbished Ivychurch Business Park with good lorry access.

Description

A warehouse with lined profiled steel cladding and cement roof (not asbestos). Eaves height 15 ft 5ins (Peak 24 ft 4 ins)height. 3 phase power. 2 Electric roller shutters. Toilet and kitchenette. Car parking on secure estate with CCTV.

Ground	4,130
Mezzanine Office	300
	4,430 sqft

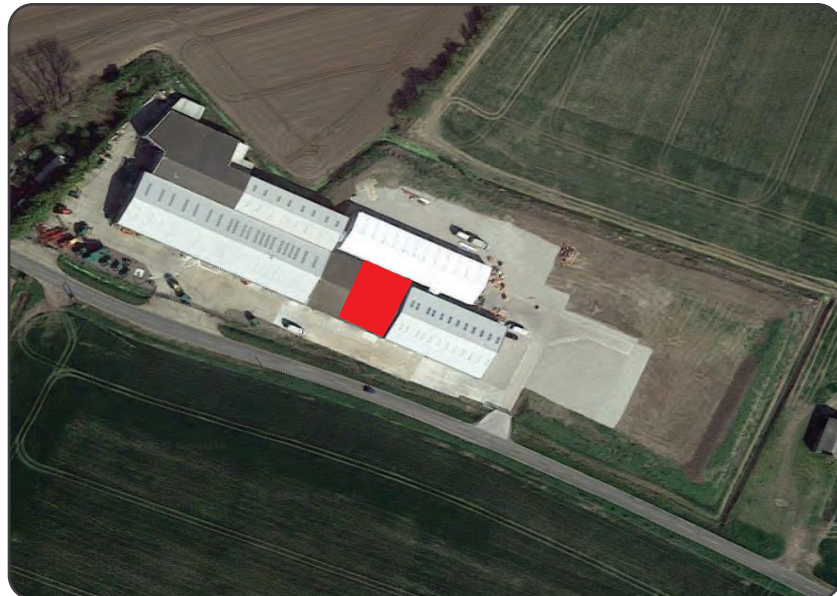
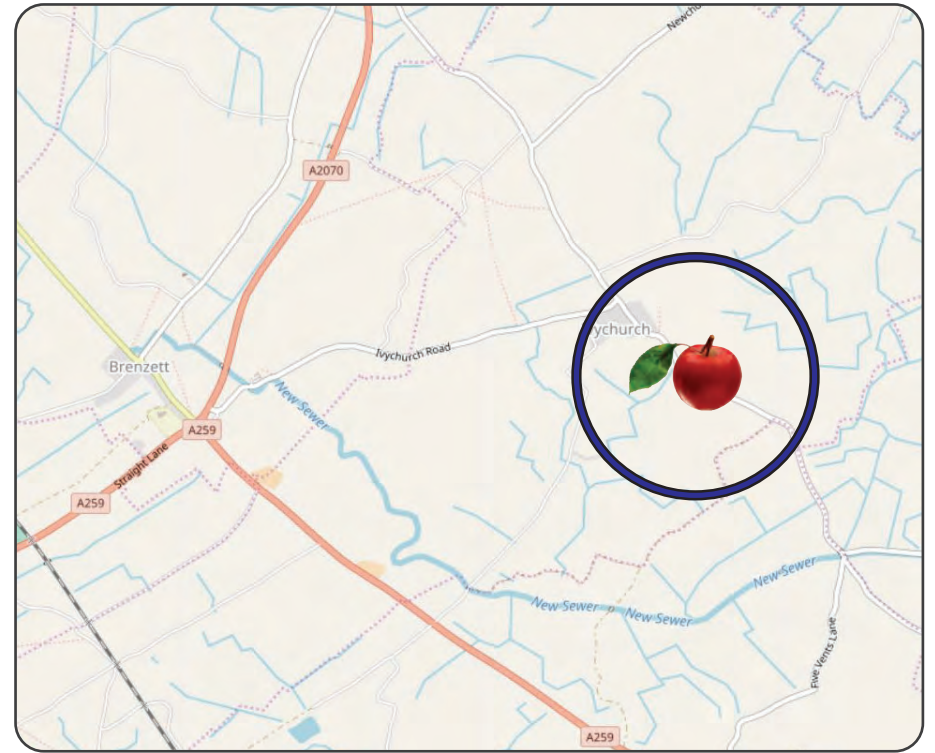
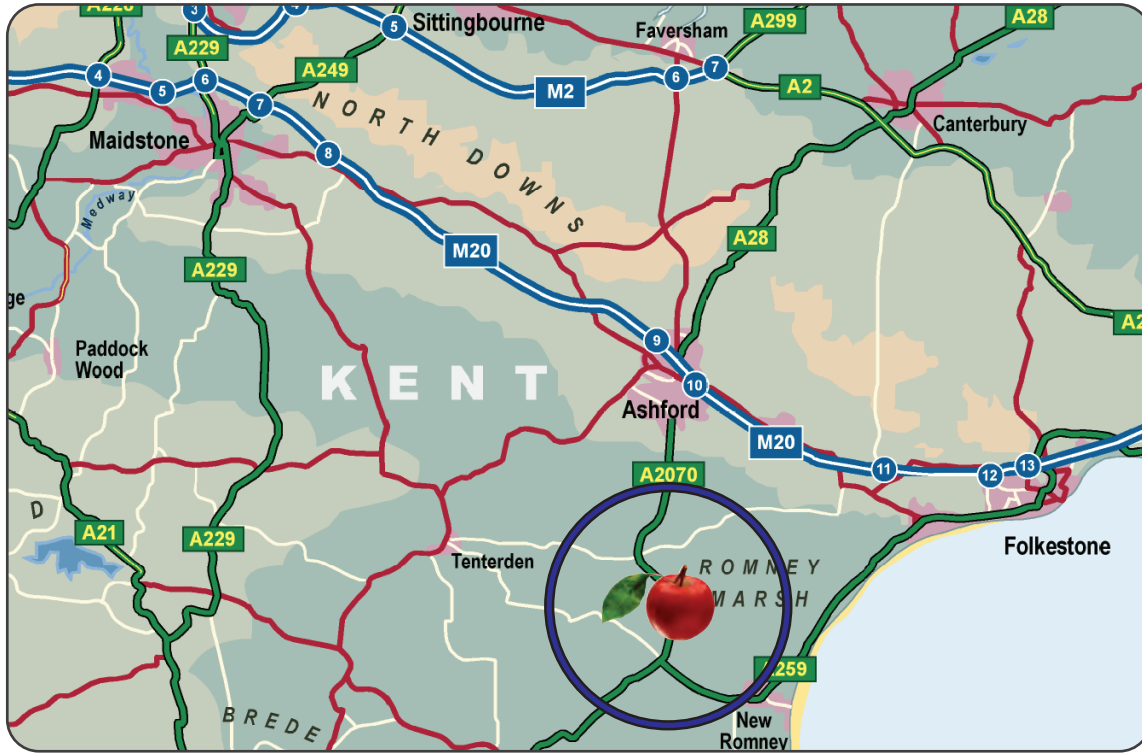
Adjoining unit also potentially available of 2,700 sqft

Terms

To Let at **£29,950 per annum** plus vat.
Business rates for 2021/22 is £8,109
(Rateable Value is £16,250).

4,430 sqft






CORE
COMMERCIAL
01892 834483
www.CoreCommercial.co.uk

David Marriott
David@CoreCommercial.co.uk
Neil Mason
Neil@CoreCommercial.co.uk

Core Commercial Limited, Unit 11 Offices, Dana Estate
Transfesa Road, Paddock Wood, Kent TN12 6UT

These particulars are provided in good faith but do not form part of a contract. No statements are to be relied upon as statements of fact and parties intending to rely upon the information for any purpose whatsoever must satisfy themselves by inspection or otherwise as to the correctness of each statement.