

Warehouse To Let

CORE
COMMERCIAL
01892 834483



No Business Rates!

**Unit 4, Ivychurch
Business Park
Ashford Road**

IVYCHURCH
Kent TN29 0AL

Location

Ivychurch is about 10 miles south of Ashford (15 mins). The property is part of the fully refurbished Ivychurch Business Park with good lorry access.

Description


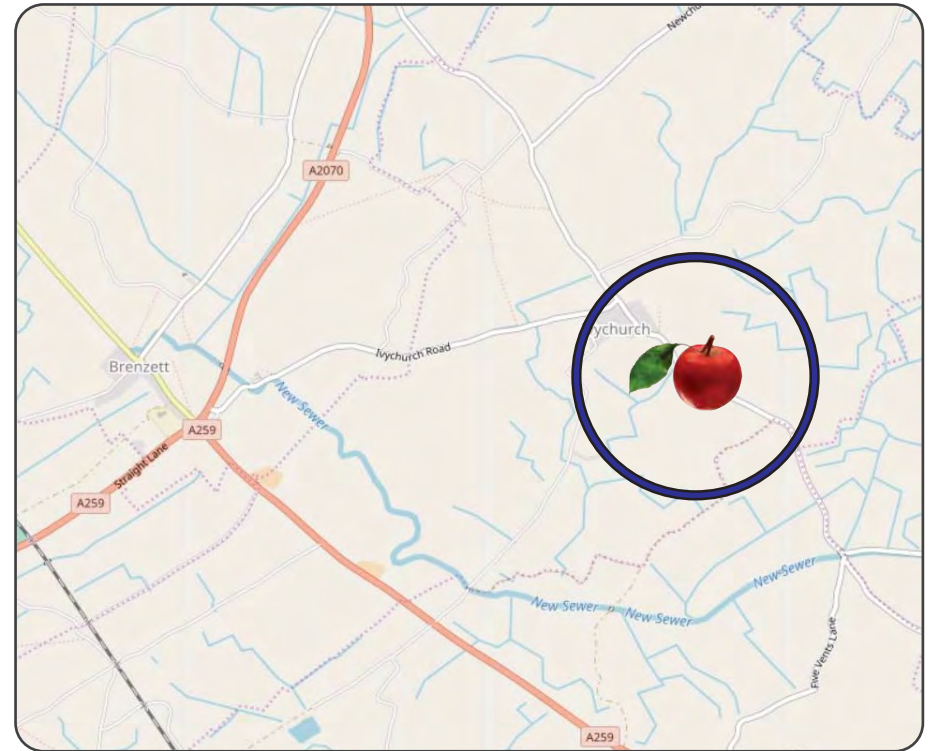
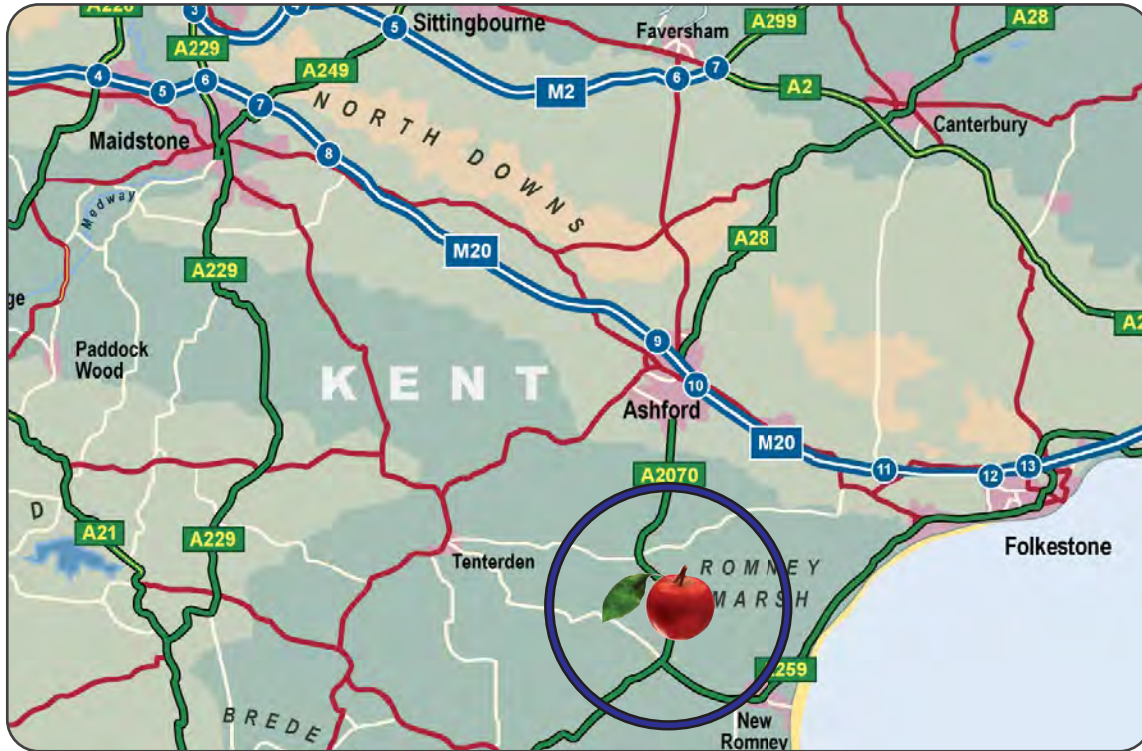
A warehouse with lined profiled steel cladding and cement roof (not asbestos). Eaves height 15 ft 5ins (Peak 24 ft 4 ins)height. 3 phase power. Electric roller shutter. Dimensions 39'4" x 71'0". Internal pod toilets can be provided. Lots of car parking on secure estate with CCTV.

Warehouse **2,792 sqft**

Terms

To Let at **£18,000 per annum** plus vat. **No business rates will payable if this is your sole property.**

2,792 sqft



CORE
COMMERCIAL
01892 834483
www.CoreCommercial.co.uk

David Marriott
David@CoreCommercial.co.uk
Neil Mason
Neil@CoreCommercial.co.uk

Core Commercial Limited, Unit 11 Offices, Dana Estate
Transfesa Road, Paddock Wood, Kent TN12 6UT

These particulars are provided in good faith but do not form part of a contract. No statements are to be relied upon as statements of fact and parties intending to rely upon the information for any purpose whatsoever must satisfy themselves by inspection or otherwise as to the correctness of each statement.