

Workshop with Offices To Let



Unit 9 Warmlake Trading Estate Maidstone Road **SUTTON VALENCE** Kent ME17 3LQ

Location

Sutton Valence lies about 5 miles south east of Maidstone on the main A247 Maidstone to Headcorn and Tenterden Road. The property is just off the top of Sutton Valence Hill, north of Warmlake Road.

Description


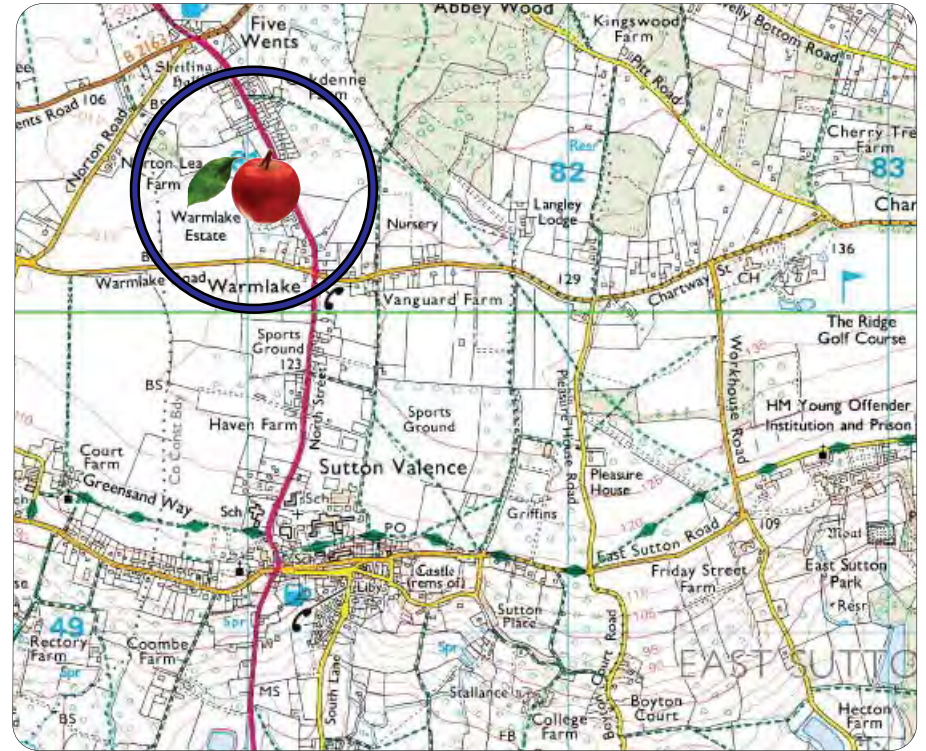
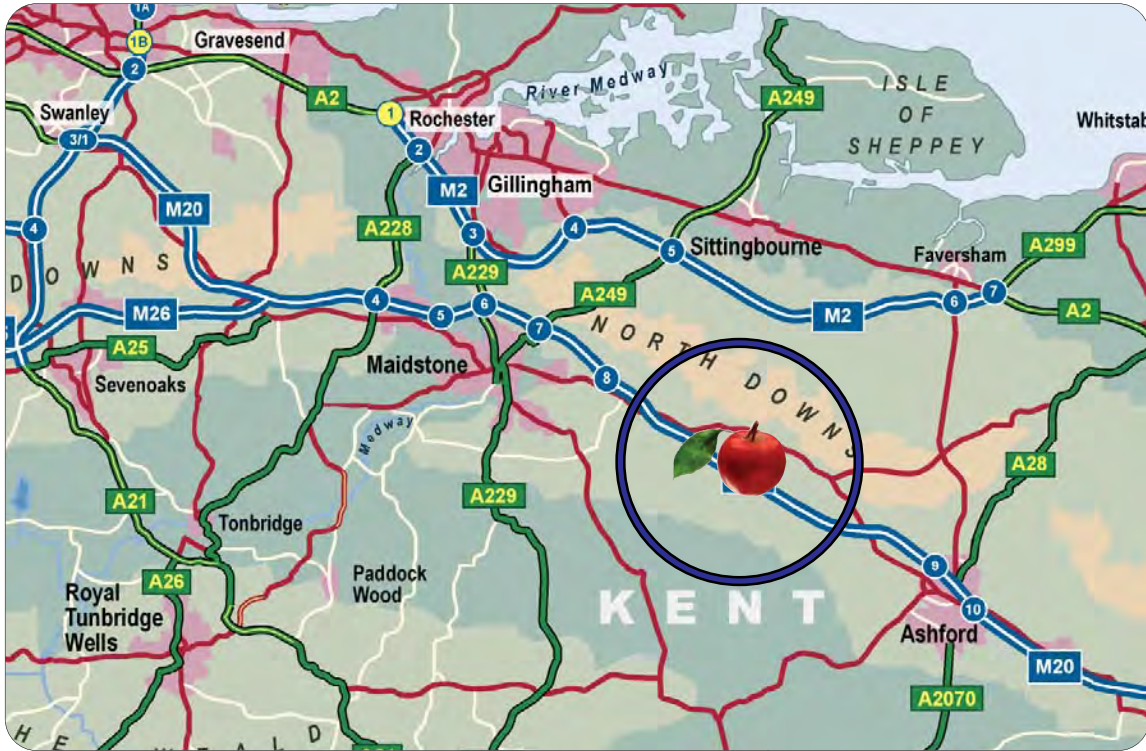
A mid terrace industrial/warehouse unit with ground and first floor offices. Height from 8'10" to 13'10" and 11'10" under mezzanine. Sectional shutter doors. Normal operating hours use restriction. Good car parking. Concrete floor. Male and female toilets.

Warehouse & Office	4,510 sqft
Mezz Store / Studio	2,010
Total	6,520 sqft

Terms

To let on a new lease direct from owners at **£26,930 pa** plus vat. Rates payable for 2017/18 £11,376 pa (Rateable Value £23,750) .

4,510 sqft
Plus mezzanine




CORE
 COMMERCIAL
01892 834483
www.CoreCommercial.co.uk

David Marriott
 David@CoreCommercial.co.uk
Neil Mason
 Neil@CoreCommercial.co.uk
Stephen Smith
 Stephen@CoreCommercial.co.uk

These particulars are provided in good faith but do not form part of a contract. No statements are to be relied upon as statements of fact and parties intending to rely upon the information for any purpose whatsoever must satisfy themselves by inspection or otherwise as to the correctness of each statement.

Core Commercial Limited, Unit 11 Offices, Dana Estate
 Transfesa Road, Paddock Wood, Kent TN12 6UT