

Warehouse To Let or may sell



Unit 9, Access 4:20
Bellingham Way, Larkfield

MAIDSTONE

Kent ME20 7HP

Location

Larkfield lies to the west of Maidstone approx 30 miles from Central London. Situated just off New Hythe Lane, 2 miles from Junction 4 of the M20 motorway.

Description

A semi-detached warehouse unit of steel portal frame with metal clad elevations built in 2006. Eaves height of 20ft. 3 phase power. High bay lighting. Electric roller shutter door. Glazed pedestrian access. Ground floor trade counter, offices, kitchen and toilet. First floor showroom/office. Uses E Class, B2, B8 and retail. Externally there is a concrete loading area and car parking.

Ground Warehouse	2,285
Office	637
First Office	468
	3,390 sqft



Mezzanine stores 600 sqft

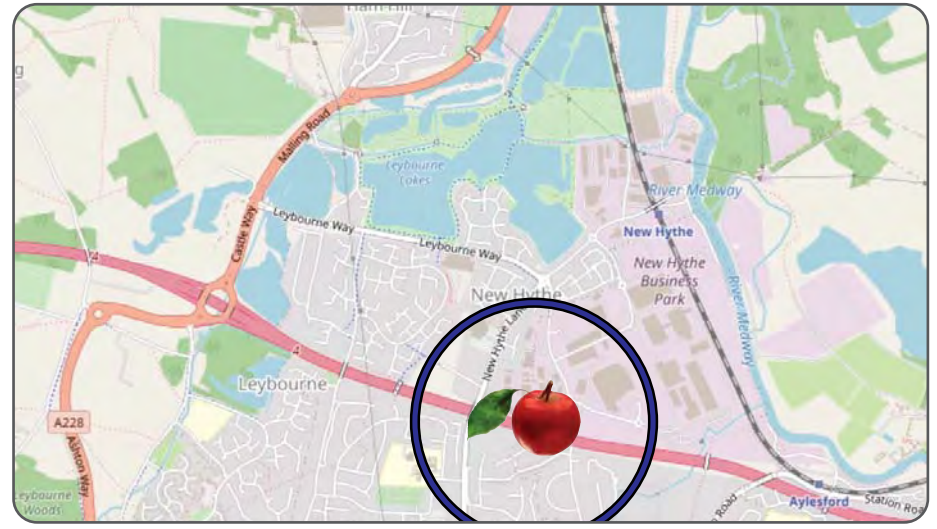
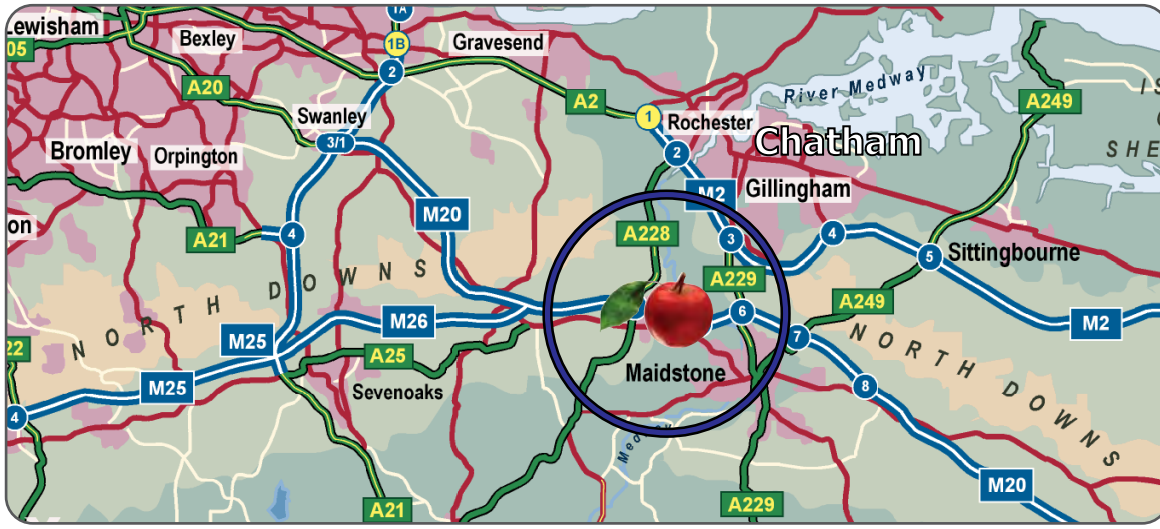
Terms

To Let at **£37,500** per annum plus VAT.
May sell freehold. Rates payable 2021/22
£13,723 (Rateable Value £27,500).



3,390sqft





CORE
COMMERCIAL
01892 834483
www.CoreCommercial.co.uk

David Marriott
David@CoreCommercial.co.uk

Neil Mason
Neil@CoreCommercial.co.uk

Core Commercial Limited, Unit 11 Offices, Dana Estate
Transfesa Road, Paddock Wood, Kent TN12 6UT

These particulars are provided in good faith but do not form part of a contract. No statements are to be relied upon as statements of fact and parties intending to rely upon the information for any purpose whatsoever must satisfy themselves by inspection or otherwise as to the correctness of each statement.