

Warehouse Unit To Let



Unit 3
St. James Business Park
Henwood

ASHFORD
Kent TN24 8DH

Location

Ashford lies off junctions 9 and 10 of the M20 between Maidstone and the Channel Tunnel & Coastal Ports. The property is on the established Henwood Industrial Estate with easy access to junction 10 on the M20 motorway.

Description

A refurbished warehouse of steel frame construction with lined profiled cladding. Roller shutter door 3 phase power. 24 Hour use. Eaves height 19'6" (Peak 22'10"). Adjoining yard up to 5,000 sqft also available at extra cost.

4,605 sqft

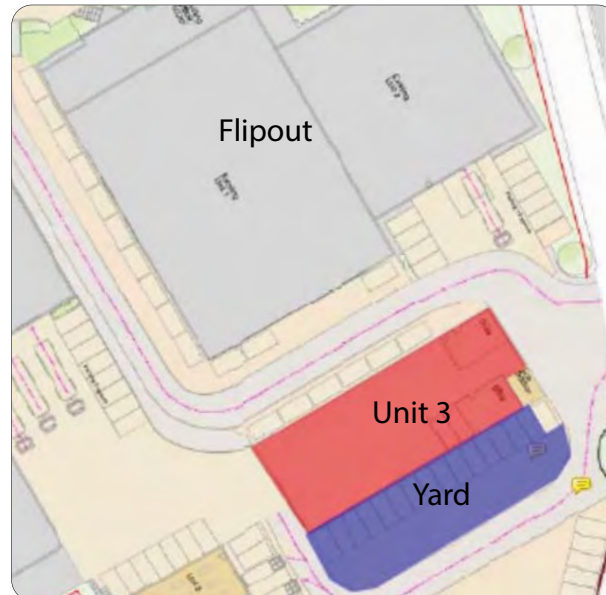
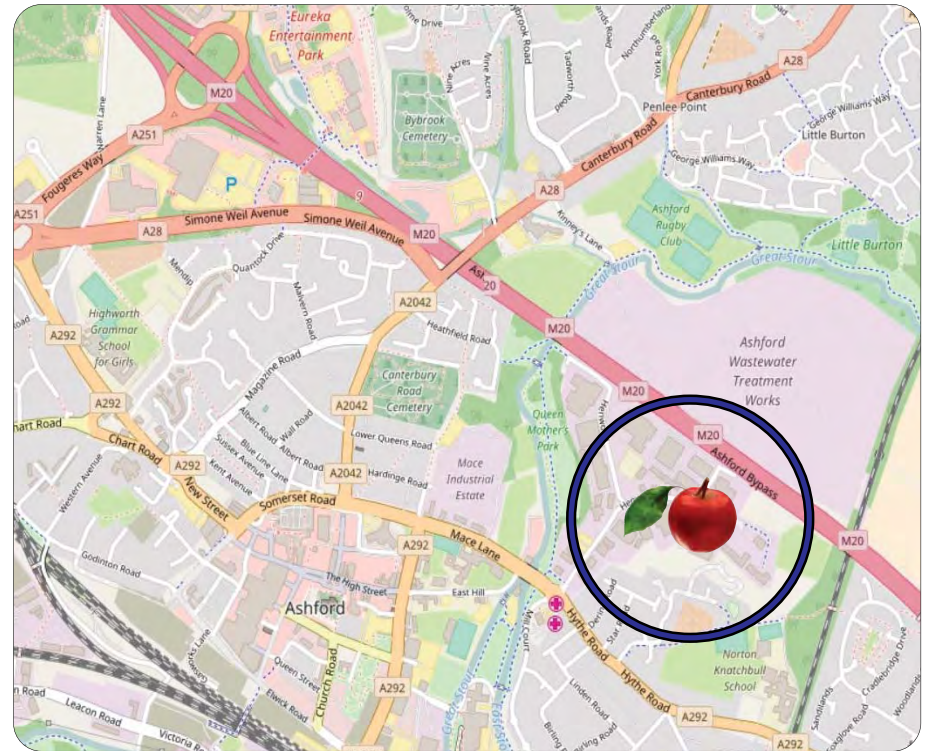
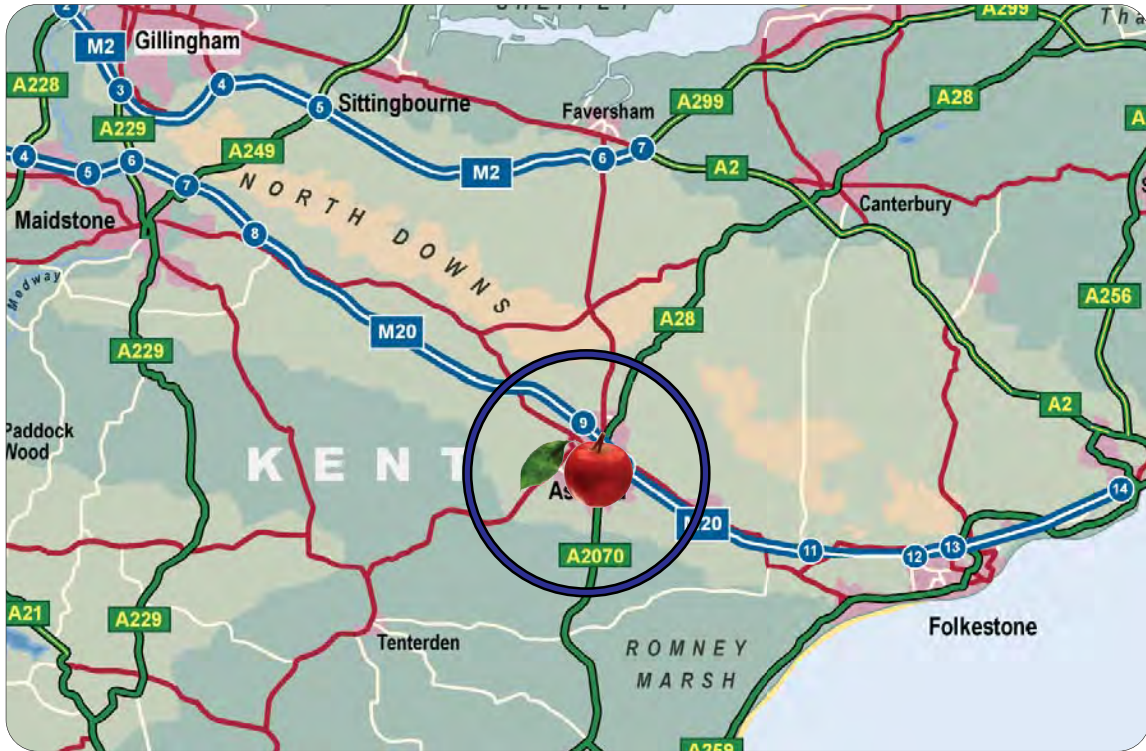
Terms

Unit to Let at **£36,000** (7.80 psf) pa plus vat.
Yard available at £2 per sqft. Rates to be assessed. **Available now.**

Yard also available



4,605 sqft




CORE
COMMERCIAL
01892 834483
www.CoreCommercial.co.uk

David Marriott
 David@CoreCommercial.co.uk
Neil Mason
 Neil@CoreCommercial.co.uk

Core Commercial Limited, Unit 11 Offices, Dana Estate
 Transfesa Road, Paddock Wood, Kent TN12 6UT

These particulars are provided in good faith but do not form part of a contract. No statements are to be relied upon as statements of fact and parties intending to rely upon the information for any purpose whatsoever must satisfy themselves by inspection or otherwise as to the correctness of each statement.