

# Warehouses To Let



Copfield Farm, Hastings Road

## ROLVENDEN

Kent TN17 4PN

### Location

Rolvenden is situated about 56 miles southeast of London and 16 miles south west of Ashford, 20 miles east of Tunbridge Wells. The property lies 1.4 miles to the south of the village on the A28.

### Description

18 ft eaves height to provide the following gross internal areas:


|                            |             |
|----------------------------|-------------|
| Unit 1                     | 7,260       |
| Unit 2                     | 8,500       |
| Unit 3 (To be refurbished) | 15,260      |
| Unit 4 (To be refurbished) | 15,260      |
| Total                      | 46,260 sqft |

### Planning

B1 (Light Industrial), B2 (General Industrial) and B8 (Storage and Distribution) uses.

### Terms

To be let on new leases direct from the freeholder.  
Unit 1, **£36,000**, Unit 2, **£36,125**, pa, plus VAT.  
Units 3&4 To be confirmed. Rates to be assessed.

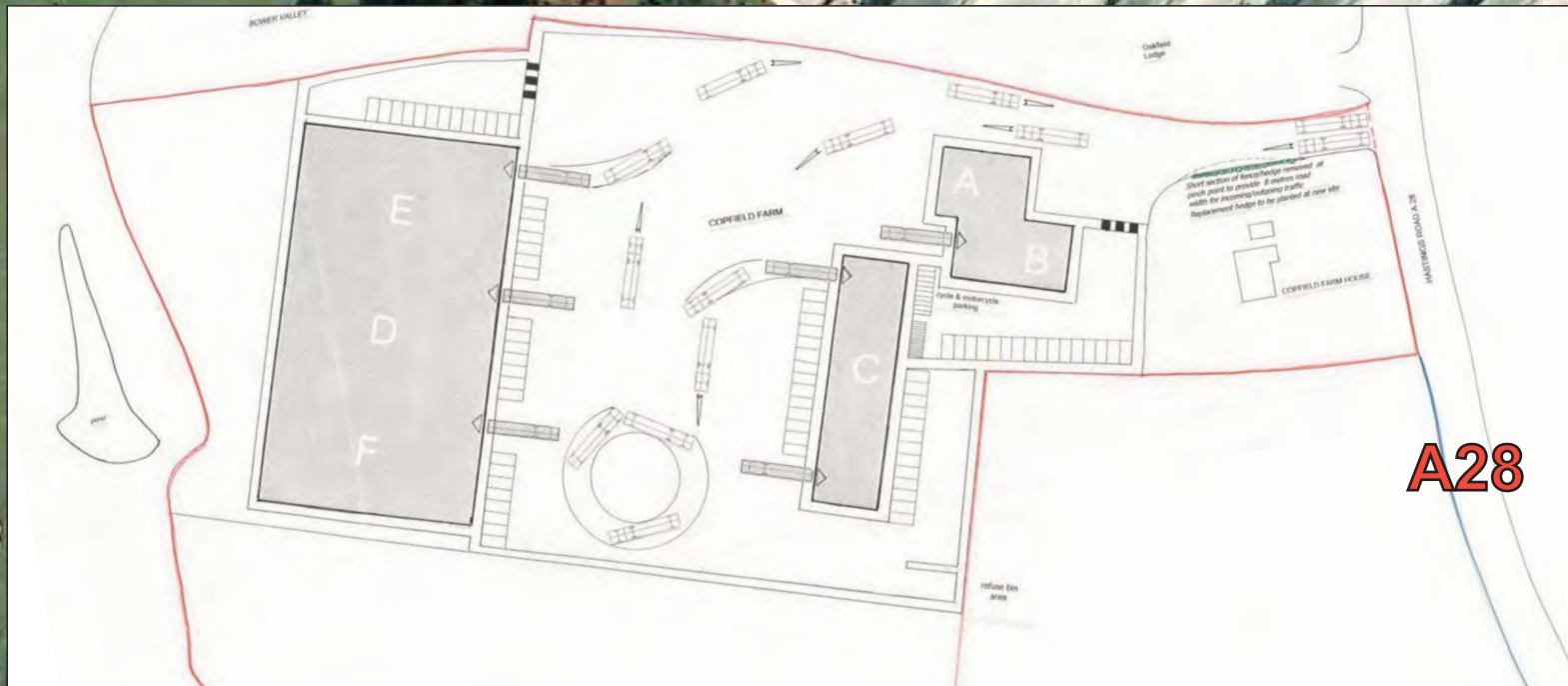
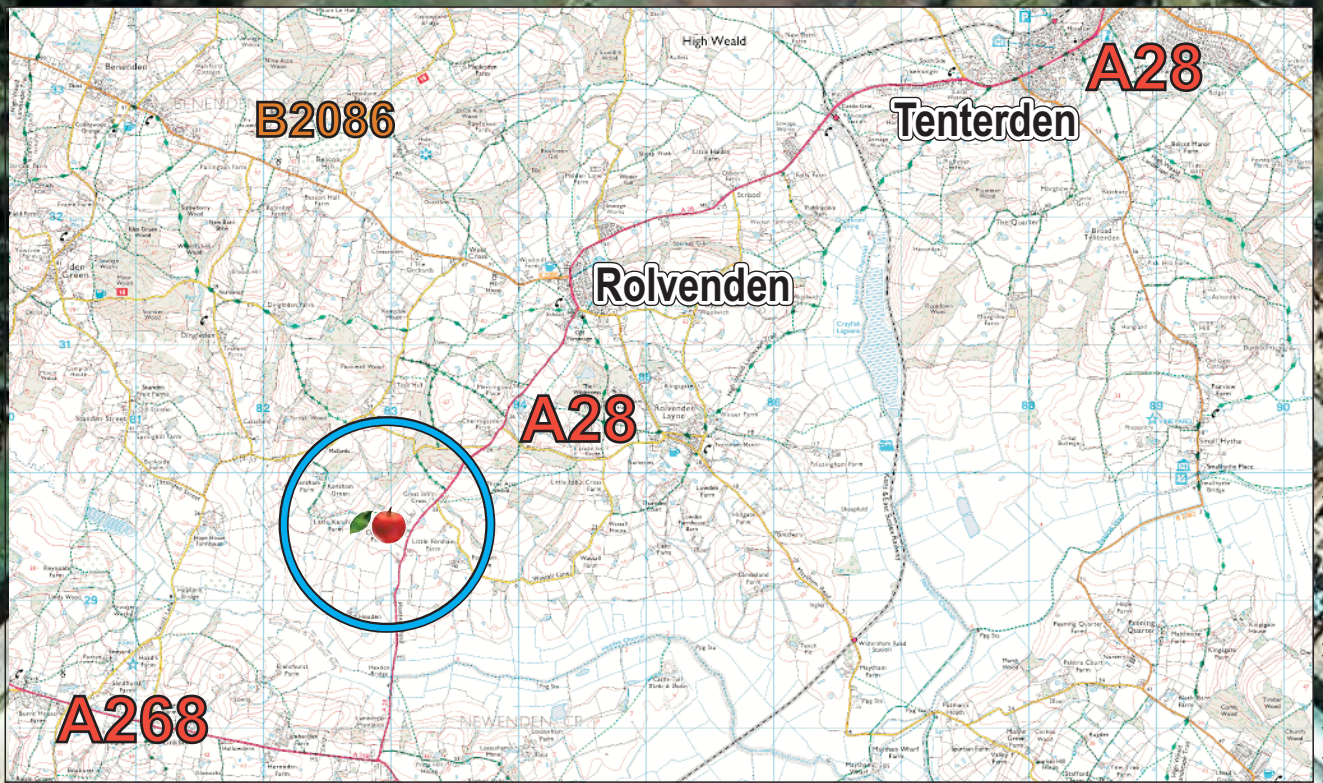
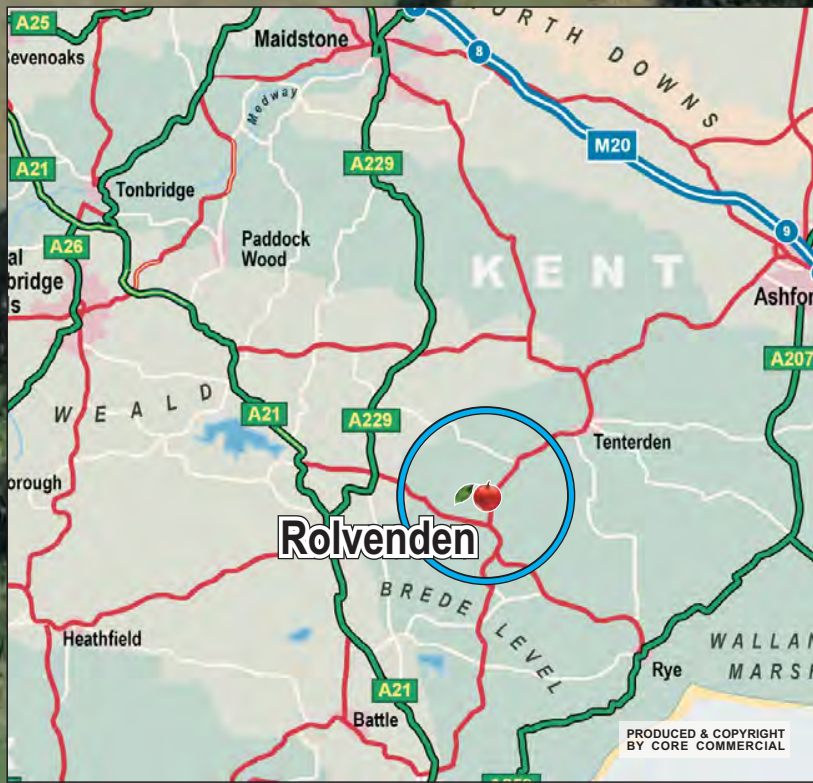


Unit 1 as existing

A28

7,000 to 46,000 sqft on 4 acres





**CORE**  
COMMERCIAL

**01892 834483**

[www.CoreCommercial.co.uk](http://www.CoreCommercial.co.uk)

David Marriott  
David@CoreCommercial.co.uk

Neil Mason  
Neil@CoreCommercial.co.uk

Stephen Smith  
Stephen@CoreCommercial.co.uk

These particulars are provided in good faith but do not form part of a contract. No statements are to be relied upon as statements of fact and parties intending to rely upon the information for any purpose whatsoever must satisfy themselves by inspection or otherwise as to the correctness of each statement.