

Yard To Let



0.66 acre

Cliffe Site, Salt Lane, CLIFFE

ROCHESTER

Kent ME3 7SX

Location

The site is located in Cliffe, just off the B2000 and is 33 miles southeast of London, 5 miles north of Rochester and 6 miles northeast from junction 1 of the M2.

Description

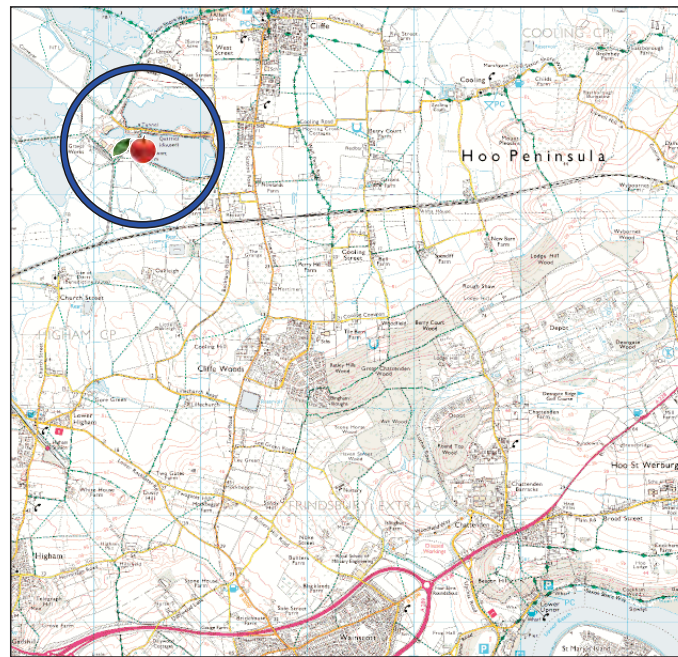
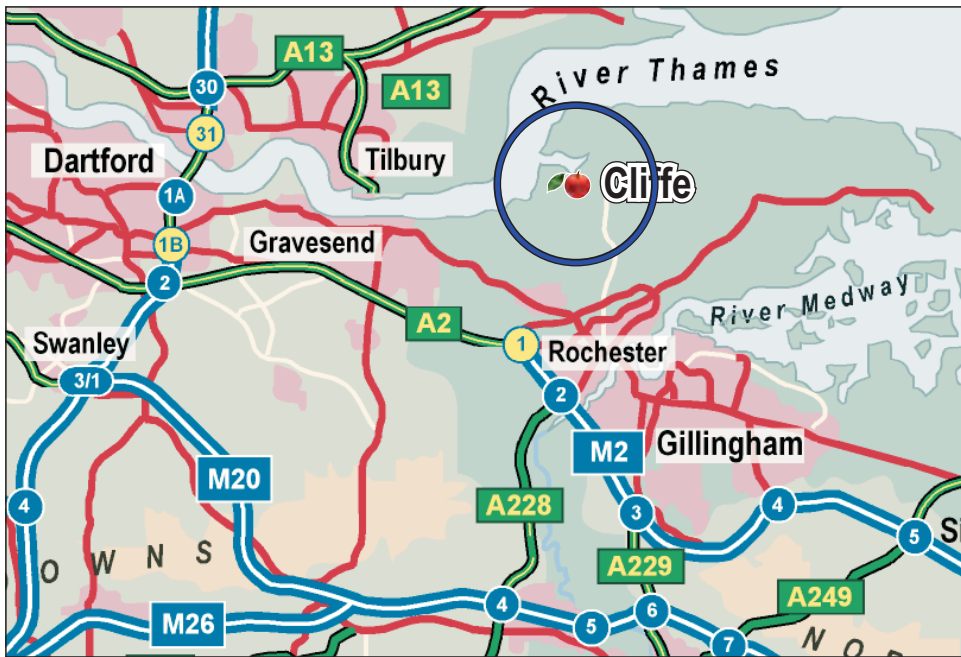
The site is approx 0.66 acre and is a former transport yard. There is a small container unit and a derelict building on site. Adjoining the property are major employers Brett and Tarmac. Whilst the road ways may appear small, the access is wide. The surface is part tarmac and part type 1 hardstanding. There are no services on site but it is fenced and gated.

0.66 acre (0.27 Ha)

Terms

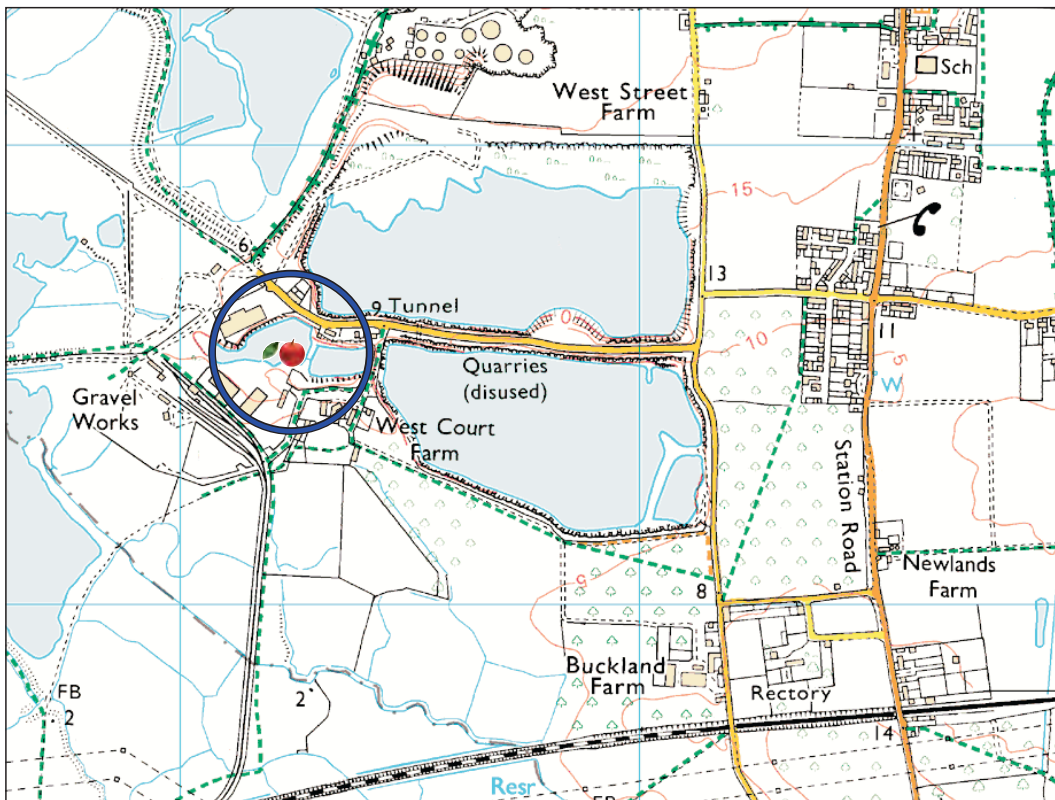
To let at **£15,000** per annum, no VAT.).





CORE
COMMERCIAL
01892 834483
www.CoreCommercial.co.uk

David Marriott
David@CoreCommercial.co.uk
Neil Mason
Neil@CoreCommercial.co.uk



These particulars are provided in good faith but do not form part of a contract. No statements are to be relied upon as statements of fact and parties intending to rely upon the information for any purpose whatsoever must satisfy themselves by inspection or otherwise as to the correctness of each statement.