

Trade Warehouse / Factory To Let



Unit 4, Medway Distribution Centre, Courteney Road

GILLINGHAM Kent ME8 0RT

Location

Medway Distribution Centre is 2 miles from the M2 via the dualled A278 Hoath Way, within 1 mile of Aldi and B&Q and just 500 yards to KFC, McDonalds and Tesco Extra.

Description

A mid terrace warehouse / factory unit constructed with a steel portal frame with insulated roof and roof lights. Eaves height 23ft (26 ft peak). Two dock leveller loading doors with one access ramp at the front. Office on the ground floor plus kitchen and staff area on first floor. Gas workshop heater, WC facilities. Yard at front of 4,700 sqft providing up to 16 car parking spaces.

Ground	10,710
First	293
	11,003 sqft

Terms

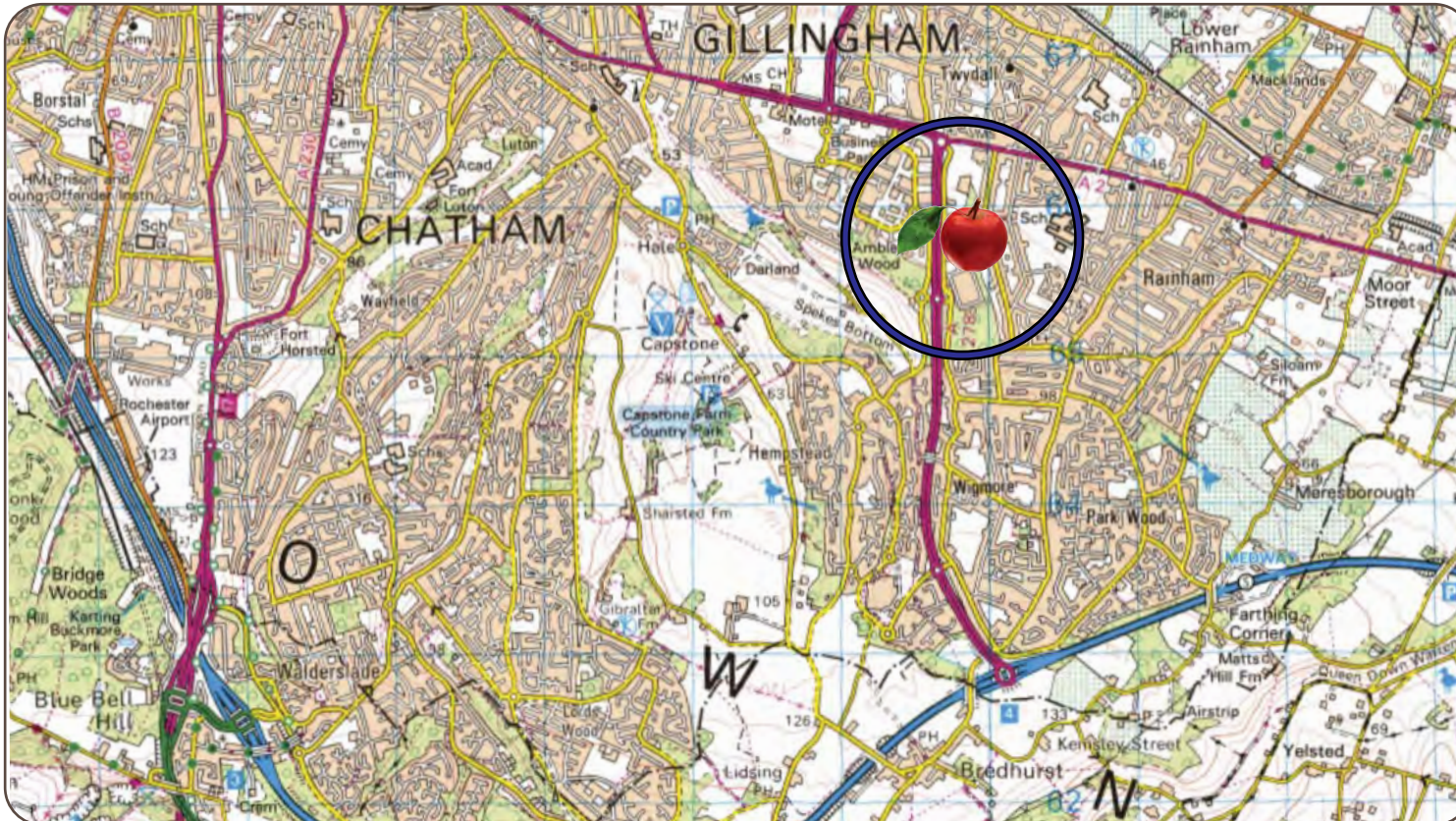
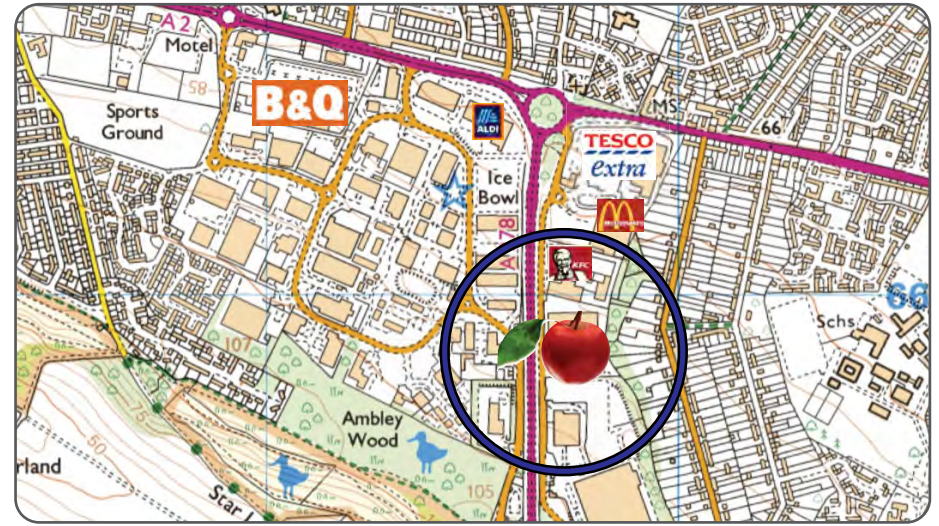
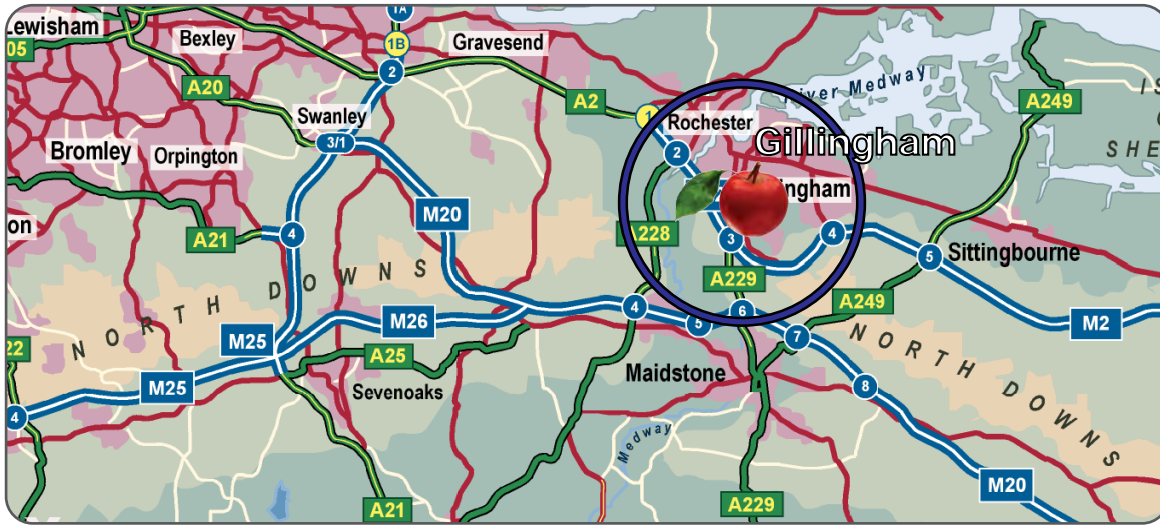
To Let on a new lease at **£90,976** per annum exclusive per annum (£8.27 per sqft) plus vat. Business Rates Payable 2024/25 £50,505 (Rateable Value £92,500).



Unit to be cleared and cleaned

11,003 sqft






CORE
COMMERCIAL

01892 834483

www.CoreCommercial.co.uk

Neil Mason
Neil@CoreCommercial.co.uk

David Marriott
David@CoreCommercial.co.uk

Core Commercial Limited, Nettlestead House,
Maidstone Road, Paddock Wood, Kent TN12 6DA
and 6 Kevington Close, Orpington, Kent BR5 2NX

These particulars are provided in good faith but do not form part of a contract. No statements are to be relied upon as statements of fact and parties intending to rely upon the information for any purpose whatsoever must satisfy themselves by inspection or otherwise as to the correctness of each statement.