

# Open Storage / Transport Yard To Let

**CORE**  
COMMERCIAL  
01892 834483



**Site at, Barge Way  
Ridham Dock  
SITTINGBOURNE  
Kent ME10 2FB**

## Location

Located north west of Sittingbourne close to the A249 dual carriageway Maidstone to Sheerness road, 4 miles to junction 5 of the M2 and then on to M20 junction 7.

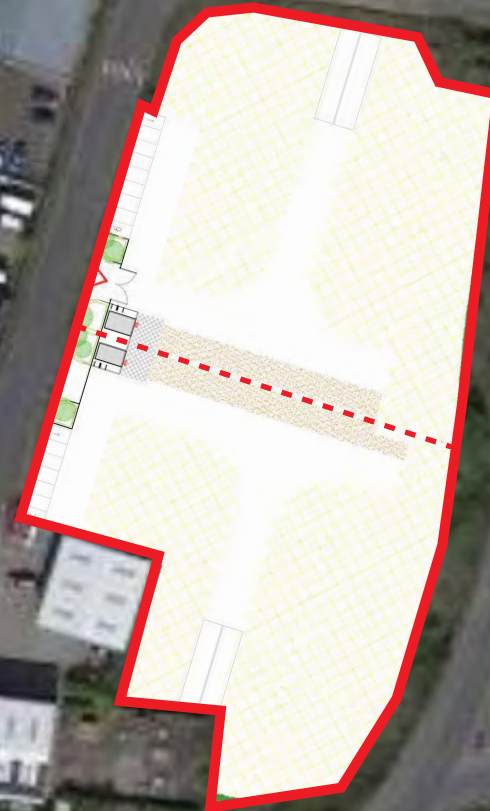
## Description

A fully fenced and gated open storage/Transport yard with access to electricity and water supplies. Rolled type 1 or similar surface.

Subdivisible from 1 acre **2 Acres**


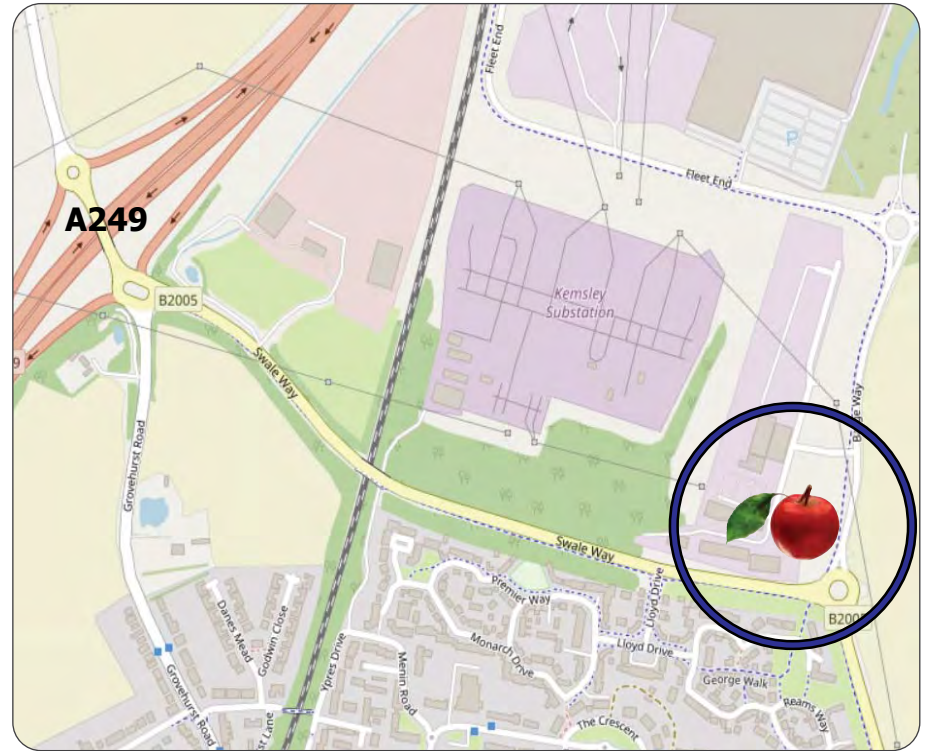
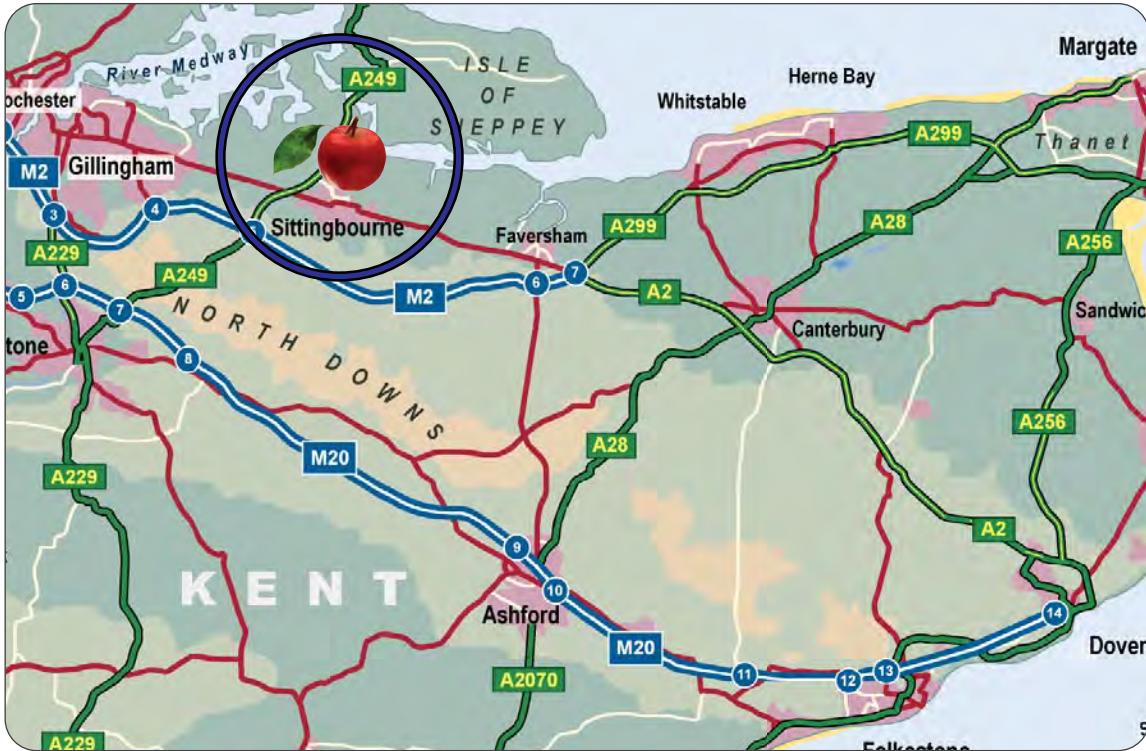
## Terms

To be let on terms to be agreed. Rent from **£95,000 per acre** per annum plus vat. Business Rates to be assessed.



**2 Acres**






**CORE**  
COMMERCIAL  
**01892 834483**  
[www.CoreCommercial.co.uk](http://www.CoreCommercial.co.uk)

Neil Mason  
Neil@CoreCommercial.co.uk  
David Marriott  
David@CoreCommercial.co.uk

These particulars are provided in good faith but do not form part of a contract. No statements are to be relied upon as statements of fact and parties intending to rely upon the information for any purpose whatsoever must satisfy themselves by inspection or otherwise as to the correctness of each statement.

Core Commercial Limited, Unit 11 Offices, Dana Estate  
Transfesa Road, Paddock Wood, Kent TN12 6UT