



CORE COMMERCIAL

Warehouse / Industrial Units To Let or Sell

1,700 to 3,490 sqft

Integra:me
Bircholt Road
Parkwood

Maidstone

Kent ME15 9YY

Location

Maidstone, the county town of Kent, is 35 miles southeast of London. The property lies southeast of the town centre off the A274 Sutton Road, 5.5 miles from junction 7 of M20 motorway.

Description

Newly built industrial / warehouse units:

- * 19'8" eaves height (6 m)
- * Three phase power.
- * Sectional access doors
- * 630 Lbs / sqft (30 kN sq m) floor loading
- * Dedicated parking

Accommodation

Unit	Sq ft	Rent £ pa	Price £
2	2 314	13 800	£243 000
12	1 744	May let	£168 000
13	1 744	May let	£168 000
20	1 744	£9 070	To let only

Plus VAT, subject to contract.

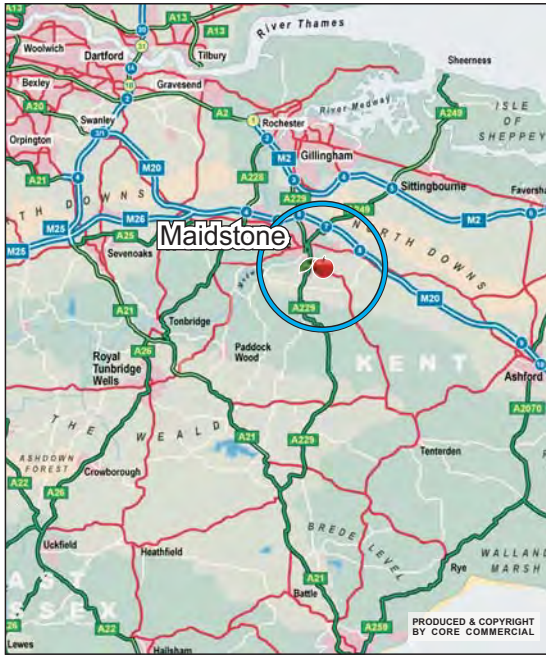
Planning

B1 Industrial and B8 warehouse planning with 24 hour usage.

Half rent for 1st year
on 5 year lettings



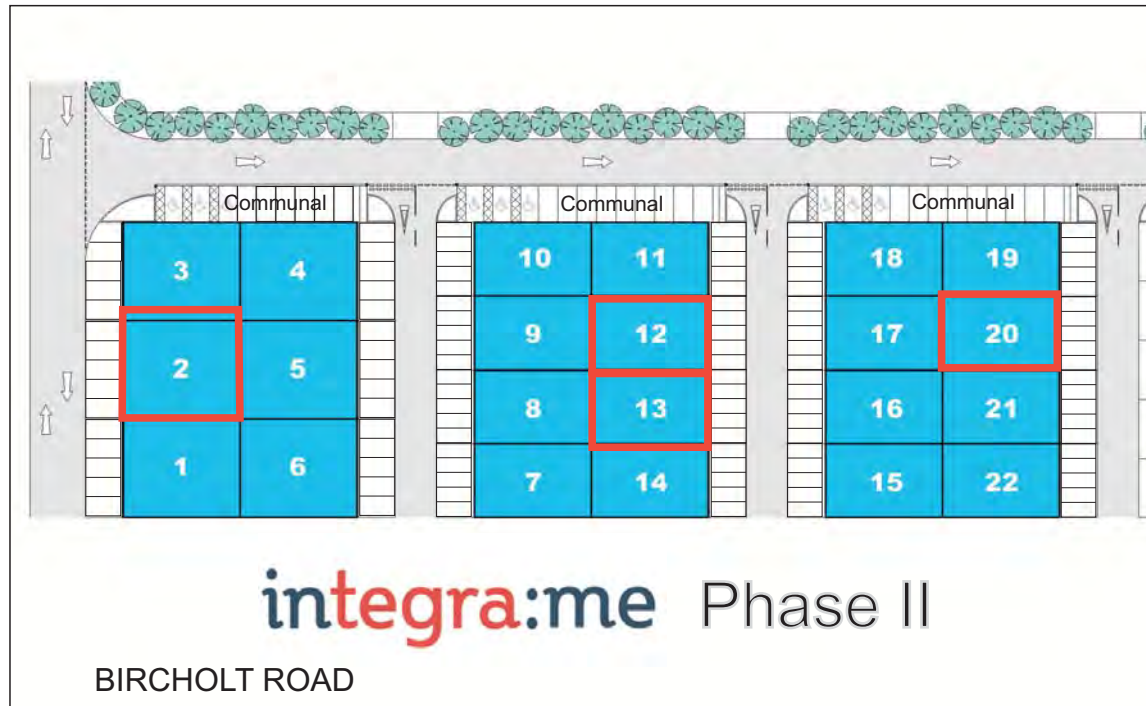
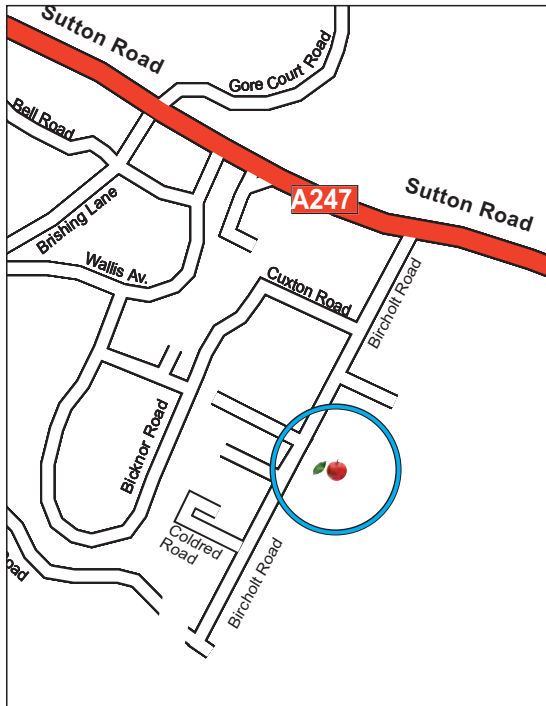
-----Available
-----Available
-----Under offer
-----Under offer



Terms

To let on flexible terms.

Terms exclusive of business rates, service charge, building insurance and vat, subject to contract.



David Marriott
 David@CoreCommercial.co.uk
 Neil Mason
 Neil@CoreCommercial.co.uk

IMPORTANT NOTICE The agents give notice to anyone who may read these particulars as follows: 1. These particulars are prepared for the guidance only of prospective purchasers. They are intended to give a fair overall description of the property but are not intended to constitute part of an offer or contract. 2. Any information contained herein (whether in the text, plans or photographs) is given in good faith but should not be relied upon as being a statement or representation of fact. 3. Nothing in these particulars shall be deemed to be a statement that the property is in good condition or otherwise nor that any services or facilities are in good working order. 4. The photographs appearing in this brochure show only certain parts and aspects of the property at the time when the photographs were taken. Certain aspects may have changed since the photographs were taken and it should not be assumed that the property remains precisely as displayed in the photographs. Furthermore no assumptions should be made in respect of parts of the property which are not shown in the photographs. 5. Any areas, measurements or distances referred to herein are approximate only. 6. Where there is reference in these particulars to the fact that alterations have been carried out or that a particular use is made of any part of the property this is not intended to be a statement that any necessary planning, building regulations or other consents have been obtained and these matters must be verified by any intending purchaser. 7. Descriptions of a property are inevitably subjective and the descriptions contained herein are used in good faith as an opinion and not by way of statement of fact. The landlord accepts the principles of the Code of Practice for Commercial Leases in England and Wales. Alternative lease terms are available upon request. A copy of the code can be obtained from the Royal Institution of Chartered Surveyors, 12 George Street, Parliament Square, London, SW1P 3AD or alternatively from www.commercialleasecode.co.uk

Produced and copyright by Core Commercial